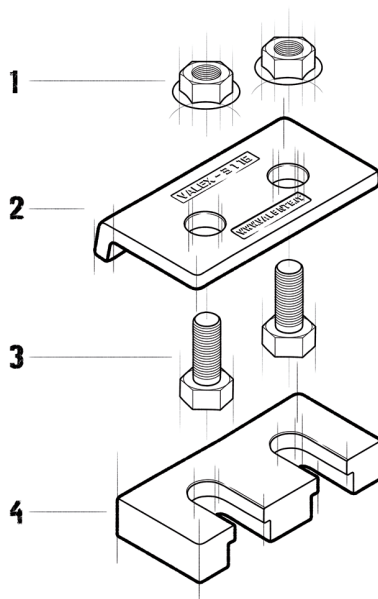


FEATURES

- Fastening system for rails with or without pad.
- System made up of two interlocked elements, which allow easy clip lateral adjustment.
- System components locked together by screws and flanged nuts M16.
- System lower element easily weldable to rail support.


COMPONENTS

- 1 Flanged nuts M16
- 2 Upper clip with steel nose
- 3 Special screws M16
- 4 Weldable lower clip



APPLICATIONS

Developed for crane rails, VALEX 3116 indirect fastening system is used, with excellent results, also with train and light rails. A very rugged, reliable, contained dimensions fastening system, used with any type of crane independently of driving system.

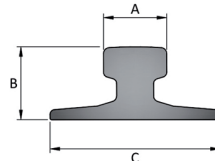


Dimensions [mm]	E	F	G	H	L	L1	L2	M	N	O	P	Weight [g]
VALEX 3116-28-5	-	-	-	5	-	-	-	-	-	-	-	1310
VALEX 3116-28-9	-	-	-	9	-	-	-	-	-	-	-	1340
VALEX 3116-28-12	-	-	-	12	-	-	-	-	-	-	-	1360



RAIL TYPE	A [mm]	B [mm]	C [mm]	Weight [kg/m]	WITHOUT PAD	WITH PAD
A 45	45	55	125	22,1	-	VALEX 3116-28-9
A 55	55	65	150	31,8	-	-
A 65	65	75	175	43,1	VALEX 3116-28-12	VALEX 3116-28-5
A 75	75	85	200	56,2	VALEX 3116-28-12	VALEX 3116-28-5
A 100	100	95	200	74,3	VALEX 3116-28-12	VALEX 3116-28-5
A 120	120	105	220	100	VALEX 3116-28-9	-
A 150	150	150	220	150,3	VALEX 3116-28-5	-
CR 104	63,5	127	127	51,59	VALEX 3116-28-9	-
CR 105	65,1	131,8	131,8	52,09	VALEX 3116-28-12	VALEX 3116-28-5
CR 135	76,2	146	131,8	66,97	VALEX 3116-28-9	-
CR 171	101,6	152,4	152,4	84,83	VALEX 3116-28-5	-
MRS 87 A	101,6	152,4	152,4	86,8	VALEX 3116-28-5	-
CR 175	102,4	152,4	152,4	86,8	VALEX 3116-28-9	-
MRS 125	120	180	180	125	-	-
S 7	25	65	50	6,75	-	-
S 10	32	70	58	10	-	-
S 14	38	80	70	14	-	VALEX 3116-28-9
S 18	43	93	82	18,3	-	VALEX 3116-28-9
S 20	44	100	82	19,8	-	VALEX 3116-28-9
S 24	53	115	90	24,43	-	VALEX 3116-28-9
25 kg/m	50	115	90	25	-	VALEX 3116-28-9
S 26 (AFNOR 26)	50	110	100	26,27	-	VALEX 3116-28-9
27 E1 (27 UNI)	50	120	95	27,06	-	VALEX 3116-28-9
AFNOR 30	56	125,5	106	29,98	-	VALEX 3116-28-9
30 E1 (S 30)	60,3	108	108	30,13	-	VALEX 3116-28-9
33 E1 (S 33)	58	134	105	33,47	VALEX 3116-28-12	VALEX 3116-28-5
36 E1 (36 UNI)	60	130	100	36,26	VALEX 3116-28-12	VALEX 3116-28-5
40 E1 (S 41-R14)	67	138	125	40,95	VALEX 3116-28-12	VALEX 3116-28-5
46 E4 (46 UNI)	65	145	135	46,9	VALEX 3116-28-12	VALEX 3116-28-5
49 E1 (S 49)	67	149	125	49,39	VALEX 3116-28-12	VALEX 3116-28-5
50 E5 (50 UNI)	67	148	135	49,9	VALEX 3116-28-12	VALEX 3116-28-5
54 E1 (UIC 54)	70	159	140	54,77	VALEX 3116-28-12	VALEX 3116-28-5
60 E1 (UIC 60)	72	172	150	60,21	VALEX 3116-28-9	VALEX 3116-28-5

System can be used with more rail type than those listed, complete range of usable rails available on request.
Products and specifications are subject to change without previous notice.



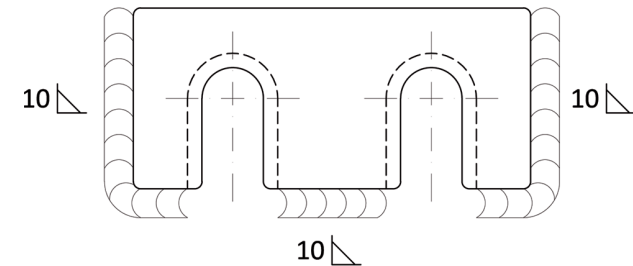
GENERAL INSTRUCTIONS

The selection of a fastening system is a critical, important decision both when placing a track or a single rail. The wrong selection could have expensive consequences and create serious problems such as:

- Slow down or shut down of the production process.
- Excessive and, or irregular wear of rails.
- Damage of mechanical components of crane.
- Damage to supporting base.
- Damage to fastening systems.

VALEX fastening systems have been developed building on the experience over more than 100 years of activity. VALENTE fastening systems offer an unlimited selection of alternative,s which perform in the most effective and efficient way in every situation.

WELDING DETAILS



ASSEMBLING INSTRUCTION

- Place the lower clip facing the rail according to the drawing at the distance indicated in the technical card.
- Weld the two perpendicular sides and the diagonal side of the lower clip opposite to the rail with either electrode or rode.
- Insert screw in lower clip.
- Place upper clips and the flanged nuts.
- Proceed to a light tightening.
- Control line up of the rail.
- Complete tightening.

Electrode

AWS A5.1-04 E7018-1
EN ISO 2560-A E42 4 B42 H5
CE EN 13479

Rod

AWS A5.18 ER 70S-6: SG3
EN ISO 1668 W 4Si1: SG3

TECHNICAL SPECIFICATIONS

- Side load 90 [KN]
- Torque tightening 175 [Nm]
- Welding seam thickness 10 [mm]
(see technical drawing below)
- Bolt M16 8.8 gr

VALENTE S.p.A., ISO 9001:2008 Certified, has, as its main objectives maximum assistance and total client satisfaction.



VALENTE S.p.A. assures and guarantees origin and quality of its products and provides all reasonable documentation and assistance.

Products and services provided by VALENTE S.p.A. generate a continuous know how, information and assistance flow, we engineer, manufacturer and market always responsible for our products and projects.